




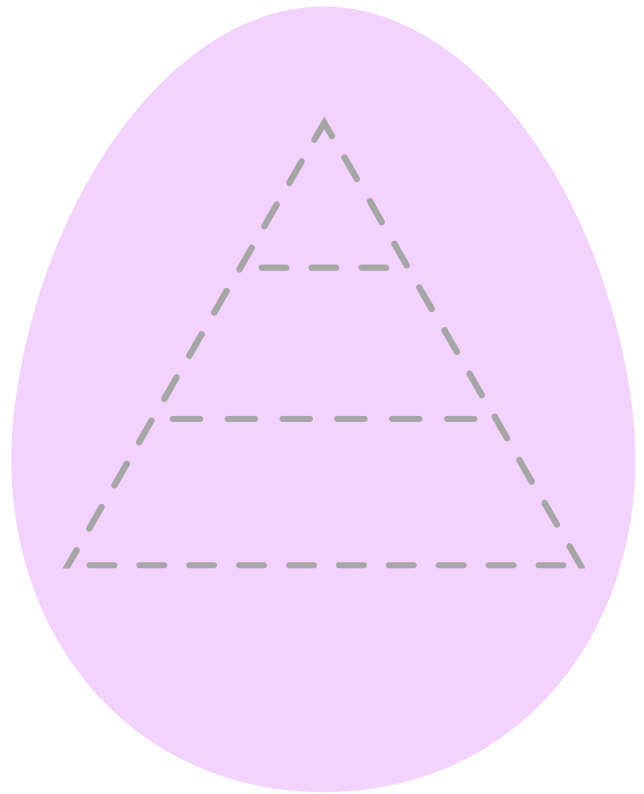
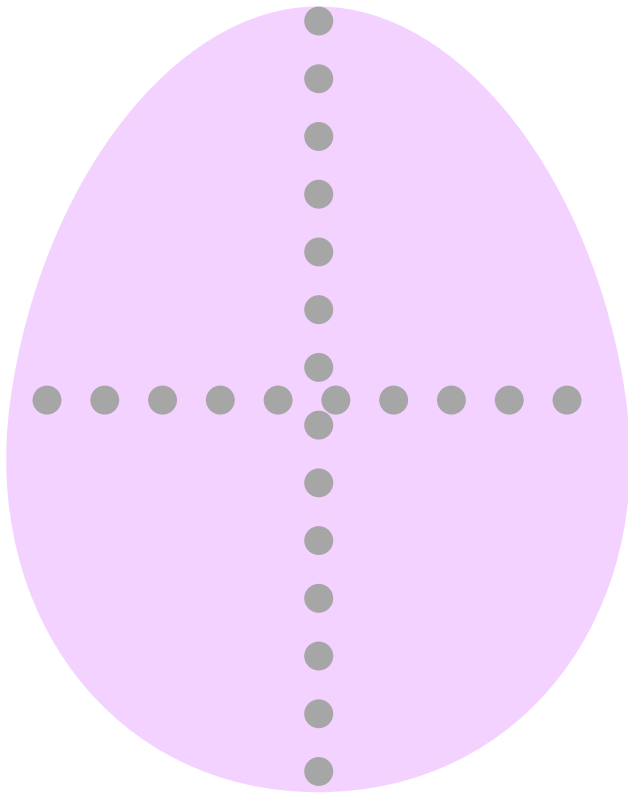


**EASTER
ACTIVITY
WORKBOOK
BY:**

Draw the number of easter eggs on each basket.



Easter Egg Pattern Trace




Circle the letter the picture starts with



J l p




e a i




j l r



a b h



m n p




a b h



f i m




a p k





h c k

Use dot markers to fill in the circle holes




Cut this paper horizontally, fold each paper and make a card for someone you love




Fill in the first letter of each word.



___unny









___hick






___ggs




___amily




Cut out the shapes, and find their corresponding shape on the eggs.




Math: Count the number of things you see in each section and write the number on the line.













Jesus

Easter

Love