

MY
HOMESCHOOL
WORKBOOK


#2


BY:


Practice writing your name on each line.

The page contains ten sets of handwriting practice lines. Each set is composed of three horizontal lines: a solid top line, a dashed middle line, and a solid bottom line. These sets are arranged vertically down the page, providing space for practicing writing names.


Math: Count the number of things you see in each section and write the number on the line.














Phonics: Look at the pictures below. Say the words. Think of the beginning, middle, and end. Complete the words for each picture.



c t

a



u

s n



i

t e







b w

o

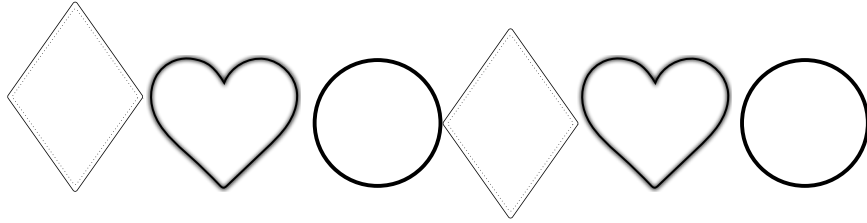


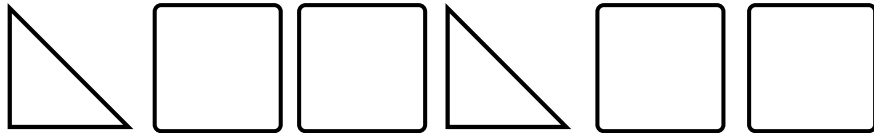
c p


u




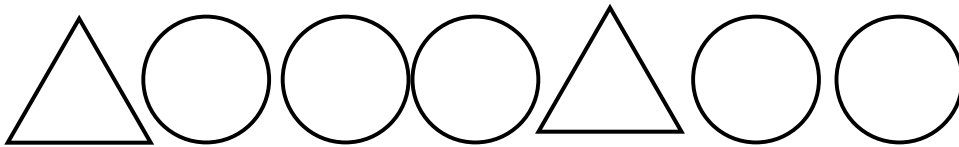
Patterns: Finish the patterns below.






















Circle the pictures that start with C





Circle the pictures that start with I



Circle the pictures that start with F



Circle the pictures that start with G



Uppercase letters

Circle each C

S C S S C C S P D
D P C S C D S C C

Circle each I

I J J I J L J I J
J L L J L J L I J

Circle each F

B P D V D B D M B
B V P B D B P P B

Circle each G

G P G J J G O J J
J I G J O G I J G

Lowercase letters

Circle each c

o o p c c o o o u
o o c u c u u c c

Circle each i

i i j j i i l l i
l i i l i j l j i

Circle each f

f j j f l f f l j
f l f l i l j f f

Circle each g

g o o g j g g j j
g g o o g i j g g

Rhyming:

Circle the words in each row that have the same long vowel ending as the word in the box.

cow

wow

top

now

let

net

set

man

day

say

tie

May

saw

fun

law

jaw

cry

why

shy

rad

Practice writing the letters.

B

B

b

b

Find and count the items listed below.












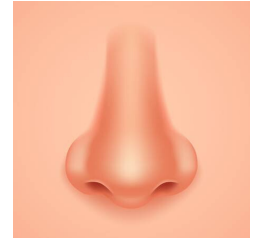





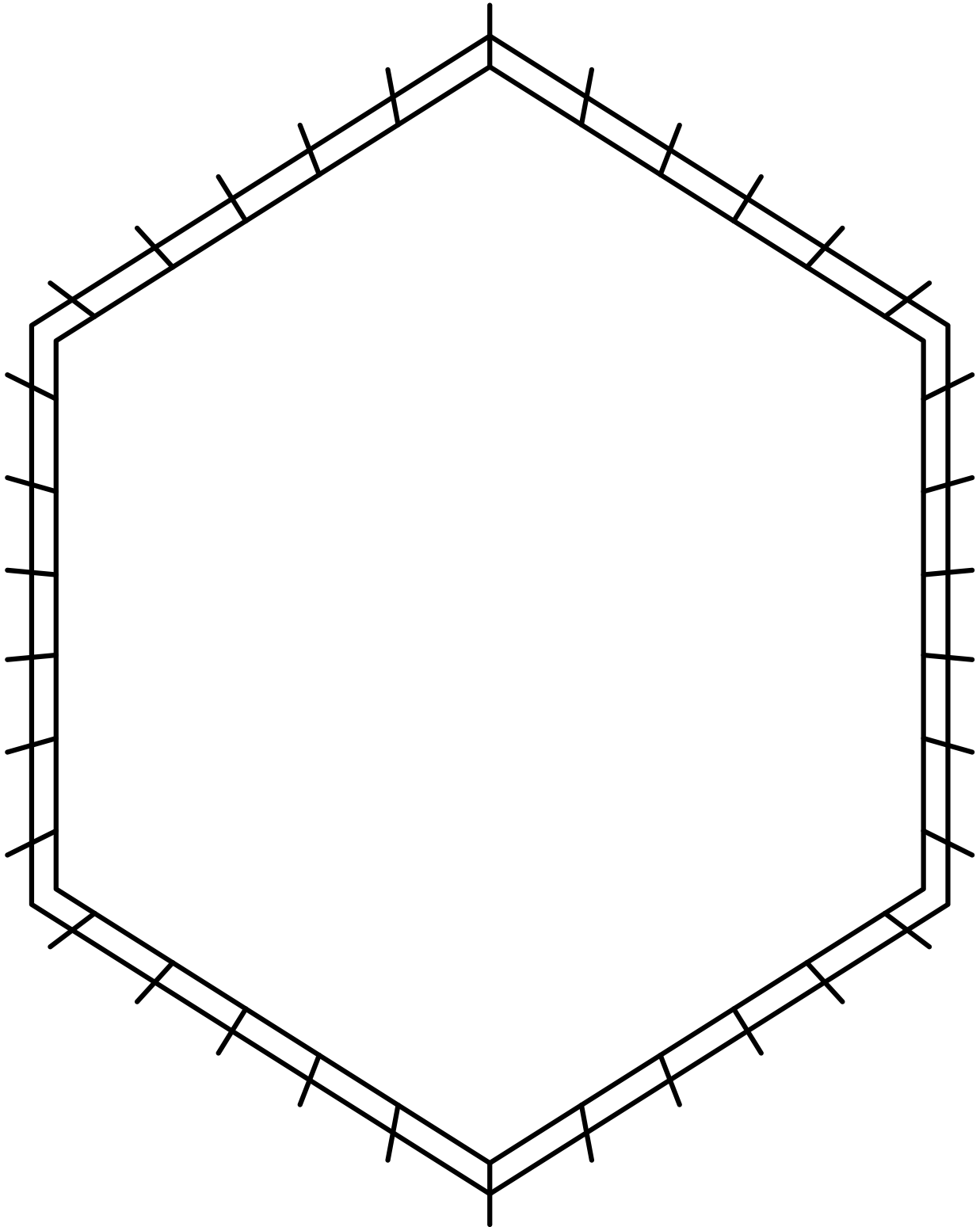


Five Sense

Draw a line from each sense to the pictures they match with.



Draw a picture of your mom.



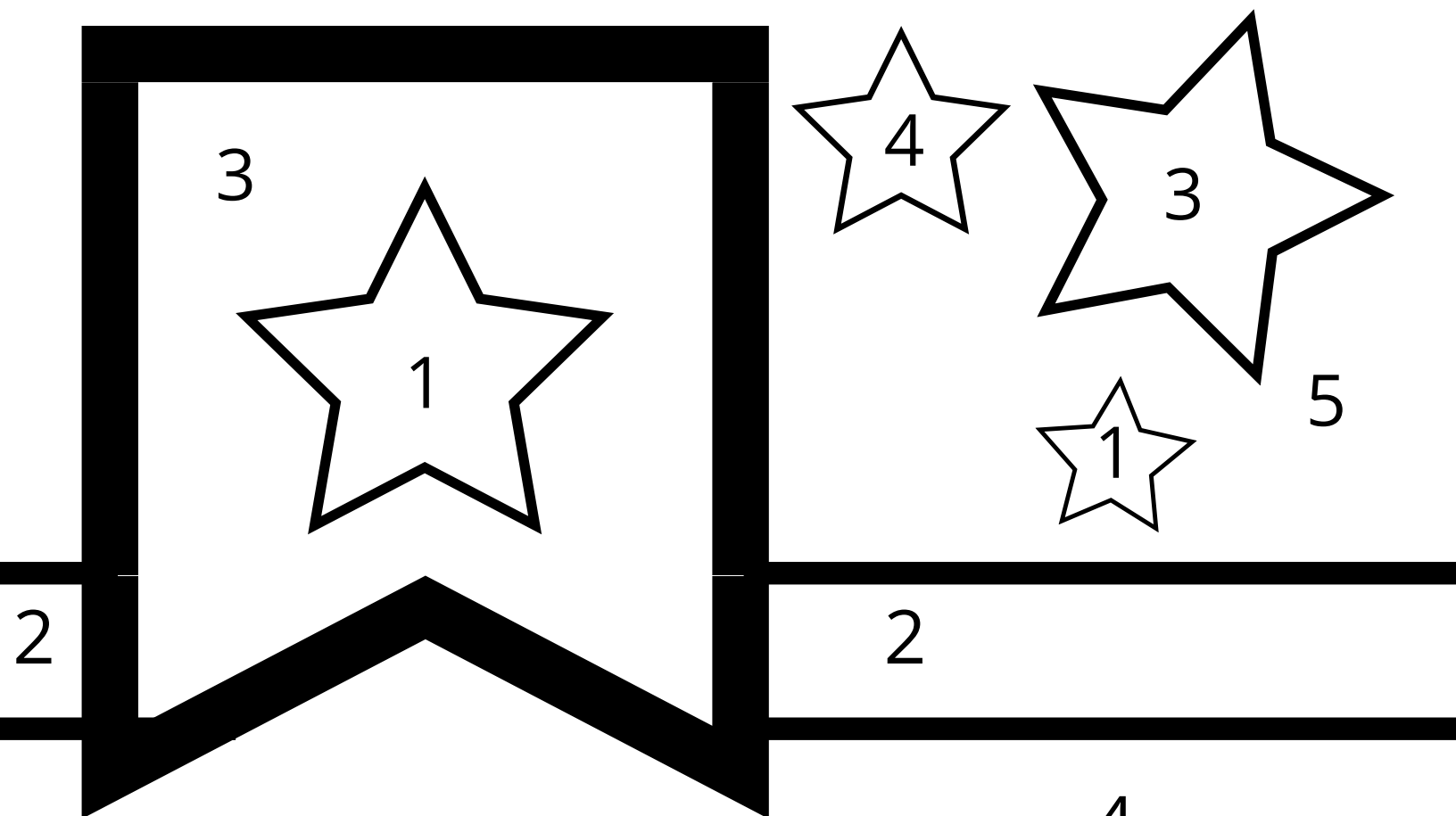
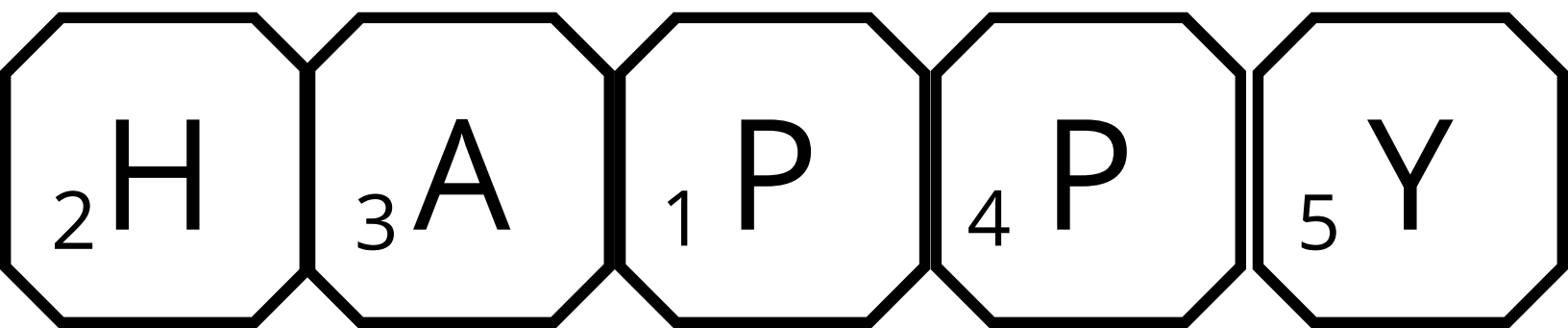
Color by number

Use the color code to color the picture.

1 = Yellow 4 = Green



2 = Red 5 = Blue

3 = Orange





Opposites

Circle the object that is smaller



Circle the object that is slowest



Circle the object that is below the other

