














MY
HOMESCHOOL
WORKBOOK
AGES 2-3
LETTER Aa
BY:

Use dot markers to fill in the circles



Use the next two pages to teach your child about colors. Have your child sort cereal, buttons, crayons, or anything you can find around the house to go in each color circle. (The second circle sheet is if you would rather color in the circles yourself.)






Use safety scissors to cut along the lines



Use dot markers to fill in the circles




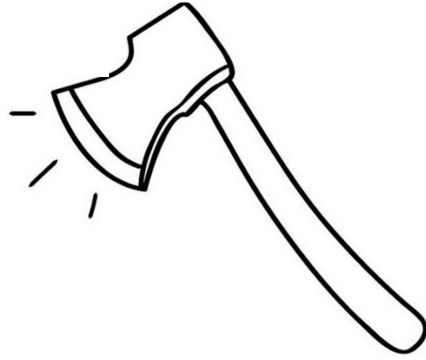


Create an apple out of the letter a. Add seeds to the middle, and add a stick to the top by the leaf.

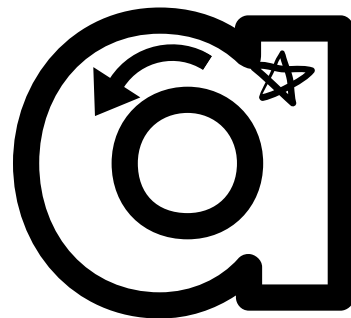
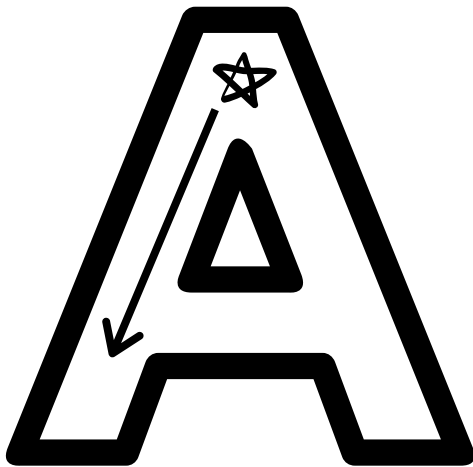


Letter Aa Activity Sheet

Color the pictures.



Trace the letters



Match the letters

A

B

B

C

C

A