


MY
HOMESCHOOL
WORKBOOK
BY:

Practice writing your name on each line.

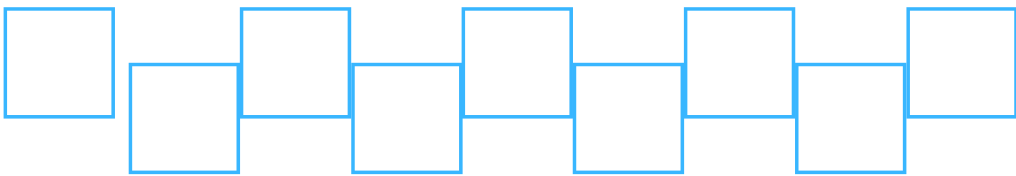
The image contains ten sets of handwriting practice lines. Each set is composed of three horizontal lines: a solid top line, a dashed middle line, and a solid bottom line. These sets are arranged vertically down the page, providing a template for practicing the formation of letters and words.


Math: Count the number of things you see in each section and write the number on the line.















Phonics: Look at the pictures below . Say the words.
Think of the beginning, middle, and end. Complete the
words for each picture.



b s

us



o

d g




r n

un



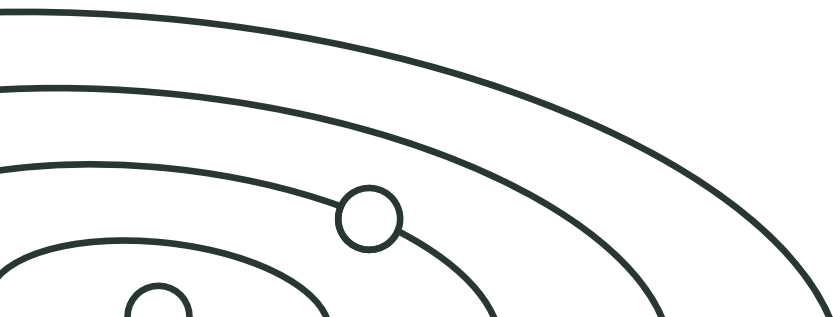



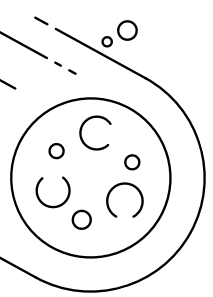
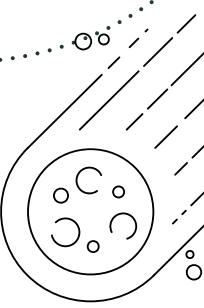



h t

at

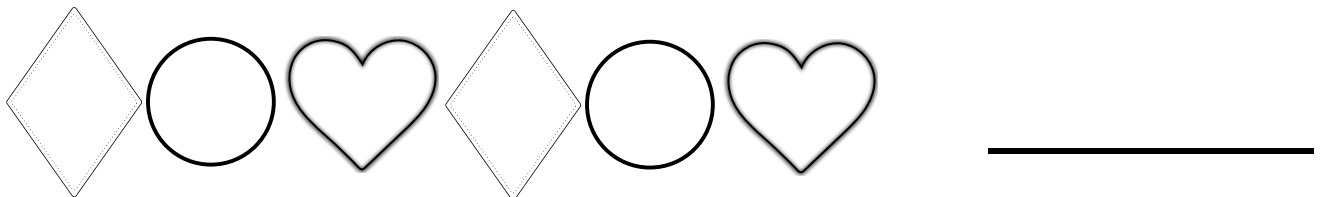
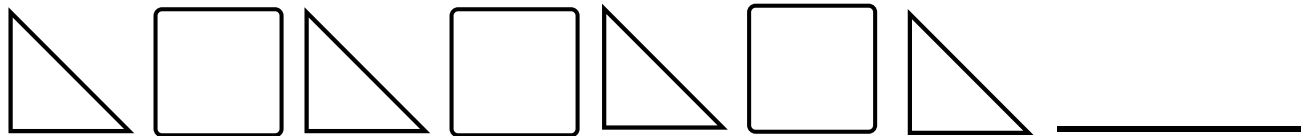



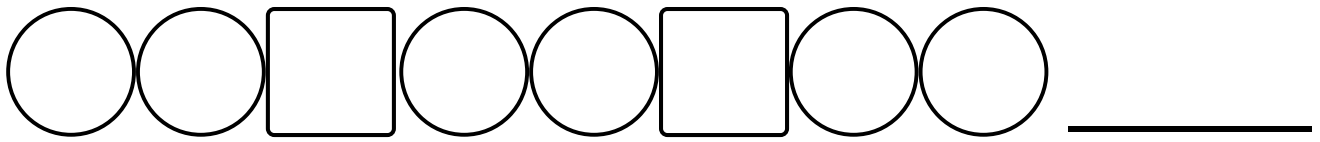


b x



ox




Patterns: Finish the patterns below





Circle the pictures that start with A




Circle the pictures that start with H



Circle the pictures that start with B



Circle the pictures that start with E



Uppercase letters

Circle each A

A C V A A Y V V A
V A V A C Y V A A

Circle each H

N N H H I H D M H
N H H H N I I N H

Circle each B

B P D V D B D M B
B V P B D B P P B

Circle each E

E E F V E E E F F
F I F E F F I F E

Lowercase letters

Circle each a

a a u c c a c a u
c u a a c u a a u

Circle each h

h h n m m h n m h
N h n n h m m n h

Circle each b

p b d b b p d d b
b u b b d b p d p

Circle each e

e f e e f f e e e
f l u f e e f e f

Rhyming:

Circle the words in each row that have the same long vowel ending as the word in the box.

cap

tap

nap

hop

pan

can

rap

man

pie

run

tie

lie

run

fun

sun

cat

mad

sad

dad

rad

Practice writing the letters


A


A

a

a

Find and count the items listed below.












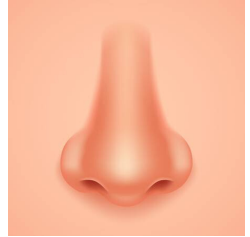





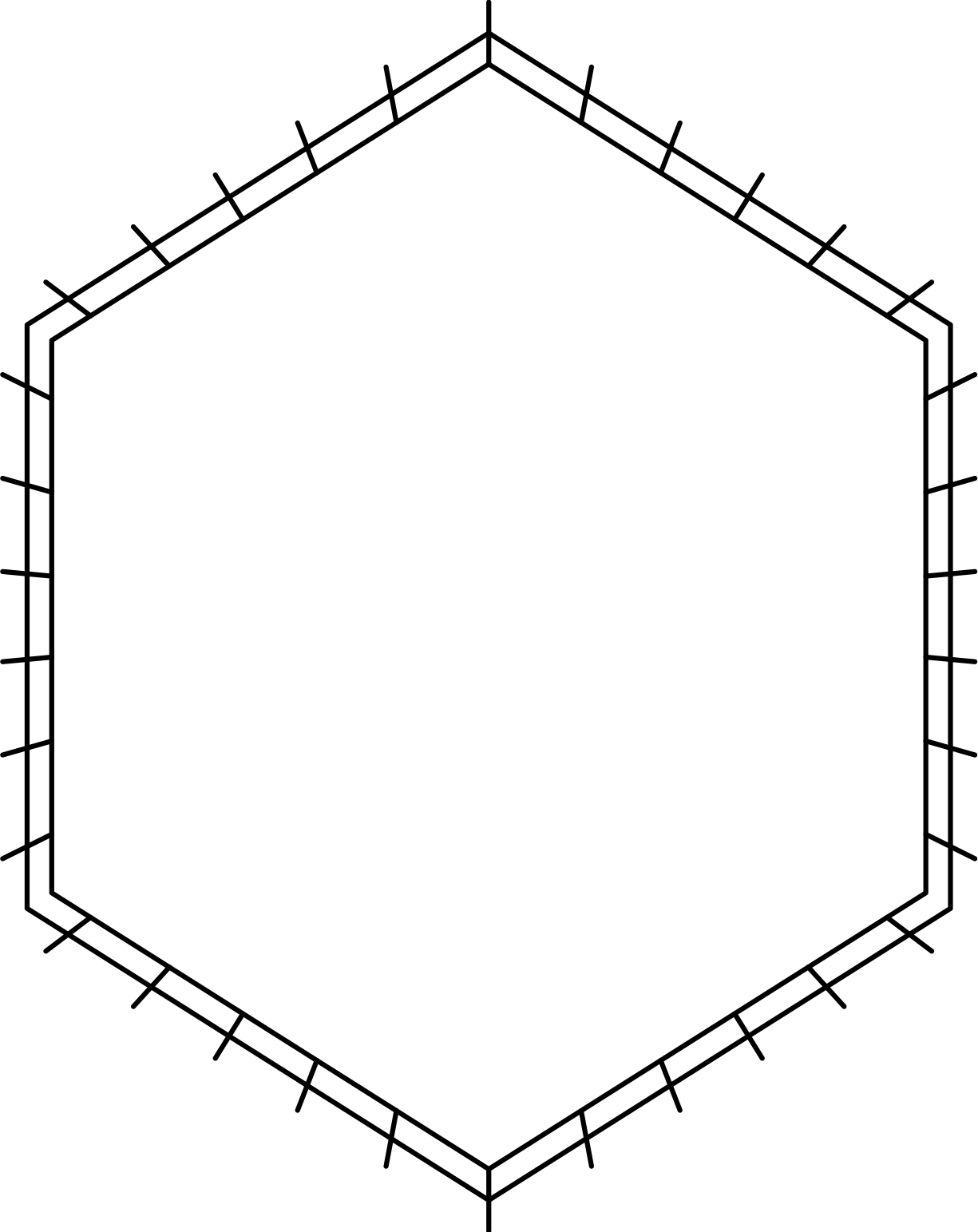


Five Sense

Draw a line from each sense to the pictures they match with.




Draw a picture of yourself



Color by number


Use the color code to color the picture.

- | | |
|------------|-----------|
| 1 = Yellow | 4 = Green |
| 2 = Red | 5 = Blue |
| 3 = Orange | |




Opposites

Circle the bigger object



Circle the object that is fastest



Circle the object that is above the other

